



## EMV Credit Card Update

If you haven't started processing credit cards using the EMV chip, you should really consider upgrading your processing today. EMV chip cards have drastically decreased card present fraud. Visa recently reported, "Merchants who accept chip cards witnessed a 76 percent dip in card present (CP) counterfeit payment fraud since the U.S. payments industry began the shift to EMV chip in 2011."

Just remember that after the liability shift that was adopted on October 1<sup>st</sup>, 2015, if you use the magnetic stripe on an EMV card and the transaction is deemed fraudulent, you, the merchant, will be liable for the charge.

<https://usa.visa.com/visa-everywhere/blog/bdp/2019/05/28/chip-technology-helps-1559068467332.html>

March 2019

## Visa Chip Card Update

EMV chip cards and chip-activated merchants combat counterfeit fraud in the U.S.

For merchants who have completed the chip upgrade, counterfeit fraud dollars

**dropped**  **76%**


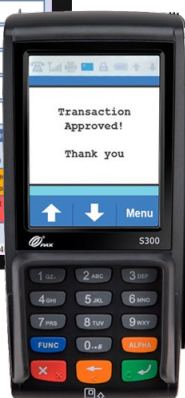
In December 2018 compared to September 2015

**Over 3.5M merchant locations**  
are now accepting chip cards



## Integrate EMV for Check-Inn Today!

Innsoft has valued our long-standing partnerships with Zeamster and Fortis Payments to offer a fully-integrated EMV solution for Check-Inn. Processing cards using the EMV chip will greatly reduce the risk of card present fraud. In addition, we have further increased security by introducing credit card tokenization. Tokenization greatly reduces your PCI scope since credit cards are no longer stored in your Check-Inn system.



Visit [innsoft.com](http://innsoft.com) or click [here](#) to view more on tokenization

**Call Today**

**(800) 950-8995**

**Get Social**



**Email Us**

**[sales@innsoft.com](mailto:sales@innsoft.com)**

# Manage your Check-Inn Rates Online

## Available today with the Connect-Inn Channel Manager

Innsoft is excited to announce that your rates inside of Check-Inn can now be managed 100% online through the Connect-Inn Channel Manager. If you already have the channel manager, there will be no additional fee to setup up this new feature. Call our Technical Support team today to complete the integration.

**Check-Inn®**  
By Innsoft Inc.

**Expedia®**

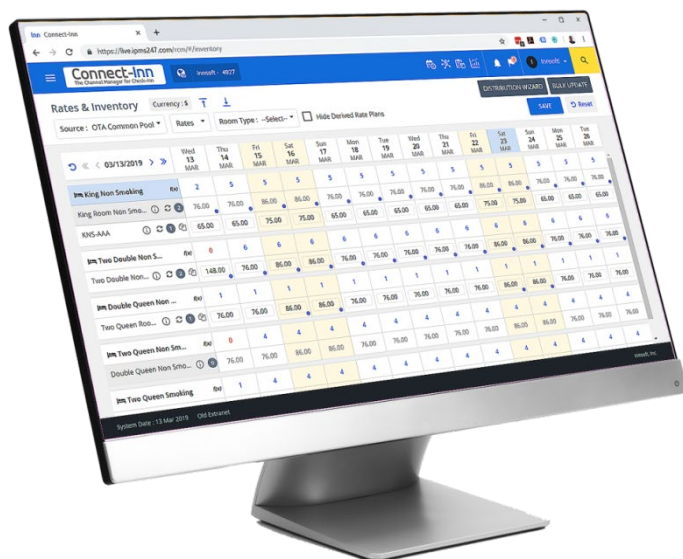
**Booking.com**

**airbnb**

**agoda**

**mye/res**

**Hotel Tonight**



Call Sales today at **800.950.8995** to begin your **free 14-day trial**

## New Reports for Check-Inn Coming Soon!

Innsoft has been working on making it easier to view your property's statistics by creating two new reports in Check-Inn.

The Quick View by Date reports can be found in the Occupancy Report and the Forecasting Report menus. Quickly see up to 31 days of your property's occupancy stats, room revenue, average daily rates, revenue per available room, and more!

These reports will be out in a few weeks so make sure to grab the next update for Check-Inn so you can see for yourself!

Quick View by Date  
TRANQUIL HOTEL  
9570 SW BEAVERTON HILLSDALE HWY  
BEAVERTON, OR 97005  
(503) 643-8162  
INFO@INNISOFT.COM  
Printed: 7/4/2019 - 8:03am

Page 1  
Start Date: 3/01/2019  
End Date: 3/31/2019

Summary												
Total Days	31											
Total Room Rental	133218.68											
Total Guests	1818											
Total Rooms Occupied	1838											
Percent Occupied	54.39											
Average Daily Rate*	73.28											
Average Daily Rate per Guest*	0.04											

\* ADR does not include weekly, monthly, package or conference room revenue.

Date	Rooms	N/A Rooms	Arrivals	Stay Overn	Departures	Available	Occupied	Percent Occupied	Room Rental	Revenue PAR	ADR	Guests
3/01/2019	110	1	72	16	45	20	89	81.65	6107.01	56.03	69.40	88.0
3/02/2019	110	1	37	43	58	28	81	74.31	5434.00	49.85	67.93	80.0
3/03/2019	110	1	17	22	23	69	40	36.70	2380.63	21.84	61.04	39.0
3/04/2019	110	1	24	16	15	69	40	36.70	2431.01	22.30	60.78	40.0
3/05/2019	110	1	18	25	16	66	43	39.45	2806.96	25.75	65.28	43.0
3/06/2019	110	1	24	27	22	58	51	46.79	3202.54	29.38	62.79	51.0
3/07/2019	110	1	18	29	28	62	47	43.12	3076.46	28.22	65.46	47.0
3/08/2019	110	1	53	19	31	37	72	66.06	5379.40	49.35	74.71	72.0
3/09/2019	110	1	54	41	77	12	97	88.99	7071.61	64.88	74.44	95.0
3/10/2019	110	1	20	18	24	71	38	34.86	2525.65	23.17	66.46	38.0
3/11/2019	110	1	20	14	21	75	34	31.19	2140.65	19.64	62.96	34.0
3/12/2019	110	1	18	13	16	78	31	28.44	2086.04	19.14	67.29	31.0
3/13/2019	110	1	29	15	26	64	45	41.28	2833.12	25.99	64.39	44.0
3/14/2019	110	1	26	18	25	64	45	41.28	2938.21	26.96	66.78	44.0
3/15/2019	110	1	67	19	48	23	86	78.90	6949.60	63.76	80.81	86.0
3/16/2019	110	1	50	38	65	19	90	82.37	7501.12	68.82	85.24	88.0
3/17/2019	110	1	17	24	24	68	41	37.61	2534.15	23.25	61.81	41.0
3/18/2019	110	1	13	17	13	79	30	27.52	1952.18	17.91	65.07	30.0
3/19/2019	110	1	20	17	18	72	37	33.94	2464.36	22.61	66.60	37.0
3/20/2019	110	1	23	19	19	67	42	38.53	2710.77	24.87	64.54	42.0
3/21/2019	110	1	27	23	31	59	50	45.87	3464.07	31.78	69.28	50.0
3/22/2019	110	1	76	19	38	13	96	88.07	8098.37	74.30	85.25	95.0
3/23/2019	110	1	39	57	77	9	100	91.74	8176.28	75.01	85.17	96.0

**Call Today**

**(800) 950-8995**

**Get Social**



**Email Us**

**sales@innsoft.com**